

Door and finish collection
colors, styles & accents



STARMARK®
C A B I N E T R Y



CONTENTS



THIS BATH SUITE was created with the Tipton door style in Cherry finished in Carbon. Optional five-piece drawer headers were used.

CABINET COLORS

Black	17
Trending! Blue	28–29
Brown	10–16
Best selling Brown	11
Custom Colors	53
Gray	18–23
Best selling Gray	21
Green	24–25
Red	27
White and Off White	4–9
Best selling White and Off White	4
Yellow	26

SPECIALTY COLORS

Amaretto	17
Antiquity	16, 23
Chateaux	15, 27
Homestead	19, 29
Villa	5, 17, 24, 28–29

ARTISAN EFFECTS

Cottage Distressing	35
Illustrations	32–33
Light Chain Distressing	33
Matte Top Coat	32
Old World Distressing	35
Splattering	33
Weathered	34
Weathered Snow	34

DOOR STYLES

Inset Door Styles	44–46
Overlay Door Styles	36–42

LEARN MORE

Colors & Distressing	55
Environmentally Responsible	54
Overlay and Inset Cabinet Differences	54
Specialty Color Palette	31
Stain Palette	30
Style Options	48–49
Mullions	50
Glass	51
Tinted Varnish Palette	31
Warranty	54
Wood Types	52

Find out more about Stains, Tinted Varnish and Glaze on page 55.

Newest White colors




Best selling White & Off White colors



Wings

Shown here on the Accord door style in Maple.
Wings is a Tinted Varnish finish.



Villa

A specialty color for Maple cabinetry

The Villa finish results in a look that suggests brush strokes along the face of the doors and drawers, and any other finished part of the cabinetry. The color and brush stroke technique will vary from door to door and will blend throughout the cabinetry. Available on Maple door styles.



VILLA MUSHROOM

Shown here on the Hanover door style in Maple. Villa Mushroom is a Tinted Varnish-based Specialty Color.



VILLA PEARL

Shown here on the Syracuse door style in Maple. Villa Pearl is a Tinted Varnish-based Specialty Color.



VILLA IVORY

Shown here on the Roanoke door style in Maple. Villa Ivory is a Tinted Varnish-based Specialty Color.



VILLA MARSHMALLOW NICKEL

Shown here on the Clifton door style in Maple. Villa Marshmallow Nickel is a Tinted Varnish-based Specialty Color.



THIS BATH was created with the Stratford door style in Maple finished in Villa Marshmallow. Shown with optional H edge on door profiles. Villa Marshmallow is a Tinted Varnish-based Specialty Color.

Favorite White & Off White colors




MACADAMIA

Shown here on the Manhattan door style in Oak.
Macadamia is a Tinted Varnish finish.



MACADAMIA WITH CHOCOLATE GLAZE

Shown here on the Arlington door style in Maple.
Macadamia with Chocolate glaze is a Tinted Varnish with Glaze finish.



MACADAMIA WITH LATTÉ GLAZE

Shown here on the Lancaster door style in Maple.
Macadamia with Latté glaze is a Tinted Varnish with Glaze finish.



MARSHMALLOW CREAM

Shown here on the Stockton door style in Oak.
Marshmallow Cream is a Tinted Varnish finish.



MARSHMALLOW CREAM WITH CHOCOLATE GLAZE

Shown here on the Tudor door style in Maple.
Marshmallow Cream with Chocolate glaze is a Tinted Varnish with Glaze finish.




MARSHMALLOW CREAM WITH LATTÉ GLAZE

Shown here on the Prescott door style in Maple.
Marshmallow Cream with Latté glaze is a Tinted Varnish with Glaze finish.

Portabella

Shown here on the Hanover door style in Maple.
Portabella is a Tinted Varnish finish.



classic
white & off white



WHITE
Shown here on the Viola door style in Maple.
White glaze is a Tinted Varnish finish.



WHITE WITH CHOCOLATE GLAZE
Shown here on the Viola door style in Maple.
White with Chocolate glaze is a Tinted Varnish with Glaze finish.



IVORY CREAM
Shown here on the Tempo door style in Oak.
Ivory Cream is a Tinted Varnish finish.



WHITE WITH LATTÉ GLAZE
Shown here on the Westerly door style in Oak.
White with Latté glaze is a Tinted Varnish with Glaze finish.



WHITE WITH NICKEL GLAZE
Shown here on the Syracuse door style in Maple.
White with Nickel glaze is a Tinted Varnish with Glaze finish.



IVORY CREAM WITH CHOCOLATE GLAZE AND COTTAGE DISTRESSING
Shown here on the Melbourne door style in Maple.
Ivory Cream with Chocolate glaze is a Tinted Varnish with Glaze finish.

See page 53
for important information
about custom colors.
White &
Off-White colors
from the **Custom
Collection**
include:




CUSTOM COLUMBIA WHITE
Shown here on the Orian door style in Maple.
Columbia White is a Custom Tinted Varnish finish.




CUSTOM WHITE CLOUD
Shown here on the Farmington door style in Maple.
White Cloud is a Custom Tinted Varnish finish.

Favorite White & Off White colors




REPOSE GREY

Shown here on the Hanover door style in Maple.
Repose Grey is a Tinted Varnish finish.




REPOSE GREY WITH CHOCOLATE GLAZE

Shown here on the Hanover door style in Maple.
Repose Grey with Chocolate glaze is a Tinted Varnish with Glaze finish.




REPOSE GREY WITH EBONY GLAZE

Shown here on the Hanover door style in Maple.
Repose Grey with Ebony glaze is a Tinted Varnish with Glaze finish.




DOVE WITH CHOCOLATE GLAZE

Shown here on the Hanover door style in Maple.
Dove with Chocolate glaze is a Tinted Varnish with Glaze finish.



DOVE WITH LATTÉ GLAZE

Shown here on the Hanover door style in Maple.
Dove with Latte glaze is a Tinted Varnish with Glaze finish.



DOVE WITH NICKEL GLAZE

Shown here on the Hanover door style in Maple.
Dove with Nickel glaze is a Tinted Varnish with Glaze finish.

Dove

Shown here on the Hanover door style in Oak.
Dove is a Tinted Varnish finish.



classic
white & off white



MUSHROOM WITH CHOCOLATE GLAZE AND COTTAGE DISTRESSING

Shown here on the Harbor door style in Maple.
Mushroom with Chocolate glaze is a Tinted Varnish with Glaze finish.



PEARL

Shown here on the Waynesville door style in Maple.
Pearl is a Tinted Varnish finish.



STONE WITH CHOCOLATE GLAZE

Shown here on the Breckenridge door style in Maple.
Stone with Chocolate glaze is a Tinted Varnish with Glaze finish.



MUSHROOM WITH CHOCOLATE GLAZE

Shown here on the Bedford door style in Oak.
Mushroom with Chocolate glaze is a Tinted Varnish with Glaze finish.



VILLA PEARL

Shown here on the Monroe door style in Maple.
Villa Pearl is a Tinted Varnish-based Specialty Color.



STONE WITH EBONY GLAZE

Shown here on the Brisbane door style in Maple.
Stone with Ebony glaze is a Tinted Varnish with Glaze finish.

Stone

Shown here on the Hanover door style in Maple.
Stone is a Tinted Varnish finish.



Favorite Brown colors



TARRAGON

Shown here on the Hanover door style in Alder.
Tarragon is a Stain finish.



TARRAGON WITH CHOCOLATE GLAZE

Shown here on the Hanover door style in Cherry.
Tarragon with Chocolate glaze is a Stain with Glaze finish.



TARRAGON WITH EBONY GLAZE

Shown here on the Hanover door style in Alder.
Tarragon with Ebony glaze is a Stain with Glaze finish.



TOFFEE

Shown here on the Venice door style in Alder.
Toffee is a Stain finish.



TOFFEE WITH CHOCOLATE GLAZE

Shown here on the Coralville door style in Quarter Sawn Oak.
Toffee with Chocolate glaze is a Stain with Glaze finish.




TOFFEE WITH EBONY GLAZE

Shown here on the Westerly door style in Cherry.
Toffee with Ebony glaze is a Stain with Glaze finish.

Tarragon with Chocolate glaze

Shown here on the Hanover door style in Maple.
Tarragon with Chocolate glaze is a Stain with Glaze finish.

Best selling Brown colors



TOFFEE
Shown here on the Breckenridge door style in Cherry.
Toffee is a Stain finish.



CAPPUCCINO
Shown here on the Farmington door style in Maple.
Cappuccino is a Stain finish.



MOCHA
Shown here on the Altamonte door style in Maple.
Mocha is a Stain finish.



TOFFEE WITH EBONY GLAZE
Shown here on the Bedford door style in Rustic Alder.
Toffee with Ebony glaze is a Stain with Glaze finish.



CAPPUCCINO WITH CHOCOLATE GLAZE
Shown here on the Salem door style in Oak.
Cappuccino with Chocolate glaze is a Stain with Glaze finish.



MOCHA WITH EBONY GLAZE
Shown here on the Hanover door style in Maple.
Mocha with Ebony glaze is a Stain with Glaze finish.

Mocha with Ebony glaze

Shown here on the Orian door style in Oak.
Mocha with Ebony glaze is a Stain with Glaze finish.



Favorite Brown colors



NUTMEG

Shown here on the Westery door style in Oak.
Nutmeg is a Stain finish.



CHESTNUT

Shown here on the Fullerton door style in Walnut.
Chestnut is a Stain finish.



HONEY

Shown here on the Monroe door style in Maple.
Honey is a Stain finish.



NUTMEG WITH CHOCOLATE GLAZE

Shown here on the Farmington door style in Alder.
Nutmeg with Chocolate glaze is a Stain with Glaze finish.



CHESTNUT WITH EBONY GLAZE

Shown here on the Arlington door style in Cherry.
Chestnut with Ebony glaze is a Stain with Glaze finish.



HONEY WITH CHOCOLATE GLAZE

Shown here on the Huntingford door style in Maple.
Honey with Chocolate glaze is a Stain with Glaze finish.

Nutmeg with Ebony Glaze

Shown here on the Hanover door style in Alder.
Nutmeg with Ebony glaze is a Stain with Glaze finish.

handsome
brown



BUTTERSCOTCH

Shown here on the Westerly door style in Rustic Alder. Butterscotch is a Stain finish.



HARVEST

Shown here on the Hudson door style in Cherry. Harvest is a Stain finish.



HARVEST

Shown here on the Milan door style in Walnut. Harvest is a Stain finish.



BUTTERSCOTCH WITH CHOCOLATE GLAZE

Shown here on the Oakley door style in Alder. Butterscotch with Chocolate glaze is a Stain with Glaze finish.



HARVEST WITH CHOCOLATE GLAZE

Shown here on the Fullerton door style in Rustic Hickory. Harvest with Chocolate glaze is a Stain with Glaze finish.



HARVEST WITH EBONY GLAZE

Shown here on the Syracuse door style in Cherry. Harvest with Ebony glaze is a Stain with Glaze finish.

Butterscotch with Ebony Glaze

Shown here on the Roanoke door style in Alder. Butterscotch with Ebony glaze is a Stain with Glaze finish.



Our entire selection of Brown cabinet colors can be viewed on www.starmarkcabinetry.com.

Favorite Brown colors



RYE
Shown here on Alder.



**RYE WITH
EBONY GLAZE**
Shown here on Alder.



RYE
Shown here on Cherry.



**RYE WITH
EBONY GLAZE**
Shown here on Cherry.



RYE
Shown here on Oak.



**RYE WITH
EBONY GLAZE**
Shown here on Oak.



Rye

Shown here on the Orian door style in Cherry.
Rye is a Stain finish.

handsome brown



Speckling

To speckle the Chateaux finish, a subtle stain in dark brown is randomly applied across the surface of the finish. These spots will be no larger than the diameter of a pencil eraser.

SPECIALTY COLORS are cabinetry finishes that take your room to a whole new level. Artistic effects are added to popular colors to add character and in some cases, a vintage feel.

Chateaux is a specialty color for Cherry cabinetry

Chateaux is created by randomly applying several distressing techniques, softening all edges, padding the edges to create shadowing, and adding speckling to accentuate the distressing. Patina is accomplished with **1. rounded corners 2. worn edges 3. knife cuts 4. worm holes 5. rasping 6. dips** and **7. light chain distressing** that we hand apply to drawers, doors and throughout the cabinetry. A protective topcoat completes the look. The finish is oven cured for durability. Brown Chateaux colors are shown on this page. Chateaux is available on Cherry door styles.



CHATEAUX NUTMEG
Shown here on Cherry.



CHATEAUX OREGANO
Shown here on Cherry.



CHATEAUX TOFFEE
Shown here on Cherry.



CHATEAUX CAPPUCCINO
Shown here on the Arlington door style in Cherry.



Antiquity Oregano

A specialty color for Alder and Rustic Alder

To create Antiquity, our artisans apply the Ebony glaze by hand and brush it. The resulting look echoes a time-worn patina. Antiquity is available on Alder and Rustic Alder door styles.

ANTIQUITY OREGANO

Shown here on the Cosmopolitan door style in Alder. Antiquity Oregano is a Stain-based Specialty Color.

Favorite Brown colors




Our entire selection of Black cabinet colors can be viewed on www.starmarkcabinetry.com.

sophisticated
black

See page 53 for important information about custom colors.

Black colors from the **Custom Collection** include:

Best selling Black colors




JAVA
Shown here on the Hanover door style in Rustic Alder. Java is a Stain finish.



BLACK
Shown here on the Harrison door style in Maple. Black is a Tinted Varnish finish.



CUSTOM ESPRESSO
Shown here on the Tempo door style in Cherry. Espresso is a Custom Stain finish.



VILLA BLACK
Shown here on the Accord door style in Maple. Villa Black is a Tinted Varnish-based Specialty Color.



AMARETTO
Shown here on the Prescott door style in Maple. Amaretto is a Tinted Varnish-based Specialty Color.



CUSTOM AMARETTO CHATEAUX
Shown here on the Milan door style in Maple. Amaretto Chateaux is a Custom Tinted Varnish-based Specialty color.

Villa Black

A specialty color for Maple cabinetry
The Villa finish results in a look that suggests brush strokes along the face of the doors and drawers, and any other finished part of the cabinetry. The color and brush stroke technique will vary from door to door and will blend throughout the cabinetry. Available on Maple door styles.

Amaretto

A specialty color for Maple cabinetry
Amaretto is a Black finish with rounded corners, worn edges and light chain distressing. Additional worn areas on center panels and door frames expose golden butterscotch tones. Available on Maple door styles. Amaretto can receive Old World Distressing, shown on page 35.

SPECIALTY COLORS are cabinetry finishes that take your room to a whole new level. Artistic effects are added to popular colors to add character and in some cases, a vintage feel.

Favorite Gray colors



SHALE

Shown here on the Huntingford door style in Maple. Shale is a Tinted Varnish finish.



SHALE WITH CHOCOLATE GLAZE

Shown here on the Hanover door style in Oak. Shale with Ebony glaze is a Tinted Varnish with Glaze finish.



SHALE WITH EBONY GLAZE

Shown here on the Huntingford door style in Maple. Shale with Ebony glaze is a Tinted Varnish with Glaze finish.



SLATE

Shown here on the Stockton door style in Walnut. Slate is a Stain finish.



SLATE WITH CHOCOLATE GLAZE

Shown here on the Harbor door style in Hickory. Slate with Chocolate glaze is a Stain with Glaze finish.



SLATE WITH EBONY GLAZE

Shown here on the Harrison door style in Rustic Alder. Slate with Ebony glaze is a Stain with Glaze finish.

Slate with Nickel glaze

Shown here on the Waynesville door style in Cherry. Slate with Nickel glaze is a Stain with Glaze finish.

Homestead Fog

A specialty color for Alder and Rustic Alder cabinetry

Homestead Fog is a gray tinted varnish with several distressing techniques that are applied randomly and heavily. Distressing marks are **1. rounded corners** **2. worn edges** **3. knife cuts** **4. abundant worm holes** **5. rasping** **6. dips** **7. light chain distressing** and **8. chiseling**. They are applied to drawers, doors and throughout the cabinetry. A protective topcoat completes the look. The finish is oven cured for durability. Homestead Fog is available on Alder and Rustic Alder door styles.



HOMESTEAD FOG

Shown here on the Hanover door style in Alder.
Homestead Fog is a Tinted Varnish-based Specialty Color.



FROST
Shown here on Maple.



FROST
Shown here on Oak.



FROST WITH CHOCOLATE GLAZE
Shown here on Maple.



FROST WITH CHOCOLATE GLAZE
Shown here on Oak.



FROST WITH EBONY GLAZE
Shown here on Maple.




FROST WITH EBONY GLAZE
Shown here on Oak.

SPECIALTY COLORS are cabinetry finishes that take your room to a whole new level. Artistic effects are added to popular colors to add character and in some cases, a vintage feel.

See page 53 for important information about custom colors. Gray colors from the **Custom Collection** include:

Favorite Gray colors




CRYSTAL FOG
Shown here on the Hanover door style in Oak. Crystal Fog is a Tinted Varnish finish.



CRYSTAL FOG WITH CHOCOLATE GLAZE
Shown here on the Hanover door style in Oak. Crystal Fog with Chocolate Glaze is a Tinted Varnish with Glaze finish.



CUSTOM APOLLO GRAY
Shown here on the Huntingford door style in Maple. Apollo Gray is a Custom Tinted Varnish finish.



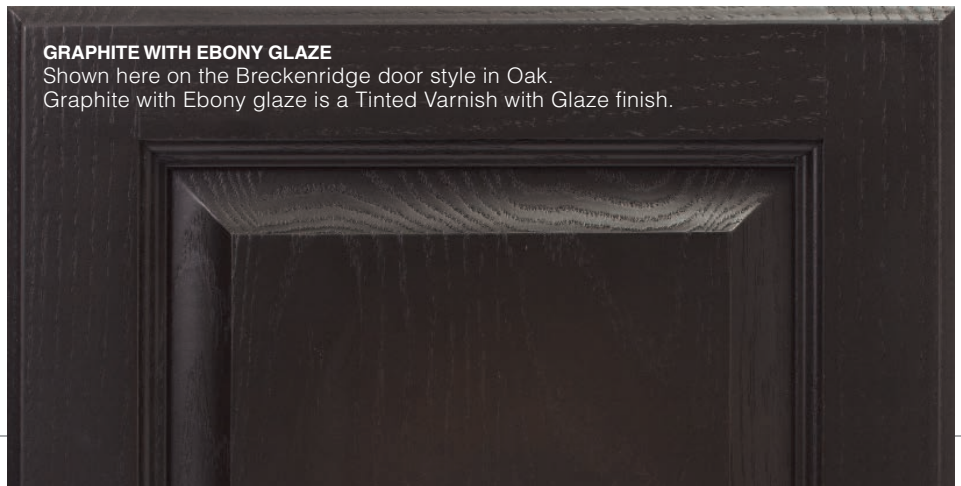
GRAPHITE
Shown here on the Roseville door style in Maple. Graphite is a Tinted Varnish finish.



GRAPHITE WITH CHOCOLATE GLAZE
Shown here on the Coralville door style in Quarter Sawn Oak. Graphite with Chocolate glaze is a Tinted Varnish with Glaze finish.



CUSTOM CONTENTED
Shown here on the Stratford door style in Maple. Contented is a Custom Tinted Varnish finish.



GRAPHITE WITH EBONY GLAZE
Shown here on the Breckenridge door style in Oak. Graphite with Ebony glaze is a Tinted Varnish with Glaze finish.

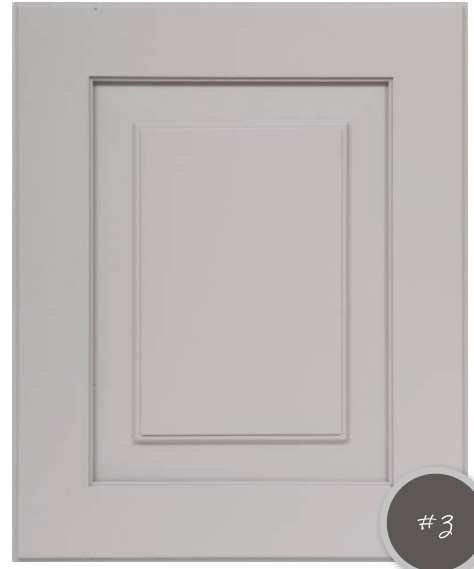
Best Selling Gray colors



SLATE
Shown here on the Milan door style in Cherry.
Slate is a Stain finish.



SLATE WITH EBONY GLAZE
Shown here on the Syracuse door style in Cherry.
Slate with Ebony glaze is a Stain with Glaze finish.



FROST
Shown here on the Hanover door style in Maple.
Frost is a Tinted Varnish finish.

#4

PEPPERCORN
Shown here on the Mackay inset door style in Maple finished in Peppercorn.
Peppercorn is a Tinted Varnish finish.



*Now a classic,
Gray adds punch.*

Favorite Gray colors



PEPPERCORN

Shown here on the Ridgeville door style in Maple. Peppercorn is a Tinted Varnish finish.



PEPPERCORN WITH CHOCOLATE GLAZE

Shown here on the Accord door style in Oak. Peppercorn with Chocolate glaze is a Tinted Varnish with Glaze finish.



PEPPERCORN WITH EBONY GLAZE

Shown here on the Princeton door style in Maple. Shale with Ebony glaze is a Tinted Varnish with Glaze finish.



DRIFTWOOD

Shown here on the Xavier door style in Oak. Driftwood is a Stain finish.



DRIFTWOOD WITH CHOCOLATE GLAZE

Shown here on the Breckenridge door style in Rustic Alder. Driftwood with Chocolate glaze is a Stain with Glaze finish.



DRIFTWOOD WITH EBONY GLAZE

Shown here on the Venice door style in Alder. Driftwood with Ebony glaze is a Stain with glaze finish.



The *newest* Gray colors



MINERAL GRAY

Shown here on the Hanover door style in Maple. Mineral Gray is a Tinted Varnish finish.



PEBBLE GRAY

Shown here on the Taft door style in Oak. Pebble Gray is a Tinted Varnish finish.



CREEKSTONE

Shown here on the Hanover door style in Maple. Creekstone is a Tinted Varnish finish.



The newest Gray colors
Antiquity

A specialty color for Alder and Rustic Alder cabinetry
To create Antiquity, our artisans apply the Ebony glaze by hand and brush it. The resulting look echoes a time-worn patina. Antiquity is available on Alder and Rustic Alder door styles.

ANTIQUITY DRIFTWOOD

Shown here on the Cosmopolitan door style in Alder.

ANTIQUITY PEPPERCORN

Shown here on Alder.

ANTIQUITY SLATE

Shown here on Alder.


ANTIQUITY FOG

Shown here on Alder.


SPECIALTY COLORS are cabinetry finishes that take your room to a whole new level. Artistic effects are added to popular colors to add character and in some cases, a vintage feel.

Best Selling Green colors


HOW TO PAIR GREEN CABINET COLORS WITH OTHER CABINET COLORS




Sage with Chocolate glaze on Maple paired with Hazelnut on Cherry




Sage with Ebony glaze on Oak paired with Dove on Maple



Villa Green on Maple paired with Simply White on Maple



Moss Green on Oak paired with Toffee with Chocolate glaze on Oak



MOSS GREEN

Shown here on the Tempo door style in Maple. Moss Green is a Tinted Varnish finish.



MOSS GREEN WITH CHOCOLATE GLAZE

Shown here on the Tempo door style in Maple. Moss Green with Chocolate glaze is a Tinted Varnish with Glaze finish.



Villa Green

A specialty color for Maple cabinetry

The Villa finish results in a look that suggests brush strokes along the face of the doors and drawers, and any other finished part of the cabinetry. The color and brush stroke technique will vary from door to door and will blend throughout the cabinetry. Available on Maple door styles.

Shown here on the Westerly door style in Maple.

SPECIALTY COLORS are cabinetry finishes that take your room to a whole new level. Artistic effects are added to popular colors to add character and in some cases, a vintage feel.

The *newest* Green colors



BOTTLE GREEN
Shown here on Maple.



BOTTLE GREEN
Shown here on Oak.



MOON BAY
Shown here on Maple.




MOON BAY
Shown here on Oak.

Favorite Green colors



SAGE
Shown here on the Hanover door style in Maple.
Sage is a Tinted Varnish finish.



SAGE WITH EBONY GLAZE
Shown here on the Hanover door style in Maple.
Sage with Ebony glaze is a Tinted Varnish with Glaze finish.

The *newest* Green colors



WEATHERED MOON BAY
Shown here on the Tama door style in MDF.
Moon Bay is a Tinted Varnish finish.

Sage with Chocolate glaze

Shown here on the Hanover door style in Maple.
Sage with Chocolate glaze is a Tinted Varnish with Glaze finish.



inviting yellow

Favorite Yellow colors



BUTTERCREAM

Shown here on the Westerly door style in Maple. Buttercream is a Tinted Varnish finish.



BUTTERCREAM WITH CHOCOLATE GLAZE

Shown here on the Waterfall door style in Oak. Buttercream with Chocolate glaze is a Tinted Varnish with Glaze finish.


The Newest Yellow colors




WILD HONEY

Shown here on the Hampton door style in Maple. Wild Honey is a Tinted Varnish finish.


HOW TO PAIR YELLOW CABINET COLORS WITH OTHER CABINET COLORS



Wild Honey on Maple paired with Dove on Maple



Buttercream with Chocolate glaze on Maple paired with Amaretto on Maple



Buttercream on Maple paired with Natural on Cherry

The newest Red colors



CURRENT

Shown here on the Hanover door style in Maple. Current is a Tinted Varnish finish.

Favorite Red colors



BRITANNY

Shown here on the Ridgeville door style in Cherry. Brittany is a Stain finish.



CURRENT

Shown here on the Aero door style in Oak. Current is a Tinted Varnish finish.



BRITANNY WITH CHOCOLATE GLAZE

Shown here on the Farmington door style in Alder. Brittany with Chocolate glaze is a Stain with Glaze finish.



SPECIALTY COLORS are cabinetry finishes that take your room to a whole new level. Artistic effects are added to popular colors to add character and in some cases, a vintage feel.

CHATEAUX BRITANNY

Shown here on the Tudor door style in Cherry. Chateaux Brittany is a Stain-based Specialty Color.

Chateaux Brittany


A specialty color for Cherry cabinetry
Chateaux is created by randomly applying several distressing techniques, softening all edges, padding the edges to create shadowing, and adding speckling to accentuate the distressing. Patina is accomplished with **rounded corners, worn edges, knife cuts, worm holes, rasping, dips** and **light chain distressing** that we hand applied to drawers, doors and throughout the cabinetry. A protective topcoat completes the look. The finish is oven cured for durability. Chateaux is available on all Cherry door styles.

The *newest* Blue colors




BREEZE

Shown here on the Hanover door style in Maple.
Breeze is a Tinted Varnish finish.



BREEZE WITH CHOCOLATE GLAZE

Shown here on the Hanover door style in Maple.
Breeze with Chocolate glaze is a Tinted Varnish with Glaze finish.




BREEZE WITH EBONY GLAZE

Shown here on the Hanover door style in Maple.
Breeze with Ebony glaze is a Tinted Varnish with Glaze finish.



CAPRI

Shown here on the Hanover door style in Maple.
Capri is a Tinted Varnish finish.



CAPRI WITH CHOCOLATE GLAZE

Shown here on the Hanover door style in Maple.
Capri with Chocolate glaze is a Tinted Varnish with Glaze finish.



CAPRI WITH EBONY GLAZE

Shown here on the Hanover door style in Maple.
Capri with Ebony glaze is a Tinted Varnish with Glaze finish.

Villa Breeze Ebony

A specialty color for Maple cabinetry

The Villa finish results in a look that suggests brush strokes along the face of the doors and drawers, and any other finished part of the cabinetry.

The color and brush stroke technique will vary from door to door and will blend throughout the cabinetry. Available on Maple door styles.

Shown here on the Anita door style in Maple.



BLUEBERRY

Shown here on the Hanover door style in Maple. Blueberry is a Tinted Varnish finish.



BLUEBERRY WITH CHOCOLATE GLAZE

Shown here on the Hanover door style in Maple. Blueberry with Chocolate glaze is a Tinted Varnish with Glaze finish.



Homestead Blueberry

A specialty color for Alder and Rustic Alder cabinetry

Homestead Blueberry is a blue tinted varnish with several distressing techniques that are applied randomly and heavily. Distressing marks are rounded corners, worn edges, knife cuts, abundant worm holes, rasping, dips, light chain distressing and chiseling. They are applied to drawers, doors and throughout the cabinetry. A protective topcoat completes the look. The finish is oven cured for durability. Homestead Fog is available on Alder and Rustic Alder door styles.

HOMESTEAD BLUEBERRY

Shown here on the Fullerton door style in Rustic Alder. Homestead Blueberry is a Tinted Varnish-based Specialty Color.

SPECIALTY COLORS are cabinetry finishes that take your room to a whole new level. Artistic effects are added to popular colors to add character and in some cases, a vintage feel.

Villa Capri Ebony

A specialty color for Maple cabinetry

The Villa finish results in a look that suggests brush strokes along the face of the doors and drawers, and any other finished part of the cabinetry.

The color and brush stroke technique will vary from door to door and will blend throughout the cabinetry. Available on Maple door styles.


Shown here on the Edinburgh door style in Maple.

Our complete collection of stain-based cabinet colors is shown below.

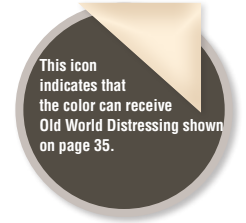
	Natural		Butterscotch			Rattan			Harvest			Oregano			Tarragon		
	Stain	Chocolate glaze	Stain	Chocolate glaze	Ebony glaze	Stain	Chocolate glaze	Ebony glaze	Stain	Chocolate glaze	Ebony glaze	Stain	Chocolate glaze	Ebony glaze	Stain	Chocolate glaze	Ebony glaze
Alder																	
Rustic Alder																	
Cherry																	
Walnut																	
	Toffee		Cappuccino			Nutmeg			Rye			Chestnut					
	Stain	Chocolate glaze	Stain	Chocolate glaze	Ebony glaze	Stain	Chocolate glaze	Ebony glaze	Stain	Chocolate glaze	Ebony glaze	Stain	Chocolate glaze	Ebony glaze			
Alder																	
Rustic Alder																	
Cherry																	
Walnut																	
	Brittany		Hazelnut		Mocha		Java	Driftwood			Slate			Carbon			
	Stain	Chocolate glaze	Stain	Ebony glaze	Stain	Ebony glaze	Stain	Stain	Chocolate glaze	Ebony glaze	Stain	Nickel glaze	Chocolate glaze	Ebony glaze	Stain		
Alder																	
Rustic Alder																	
Cherry																	
Walnut																	
	Natural		Honey		Harvest		Oregano		Toffee		Cappuccino		Rye		Hazelnut		
	Stain	Chocolate glaze	Stain	Chocolate glaze	Stain	Chocolate glaze	Stain	Chocolate glaze	Stain	Chocolate glaze	Stain	Chocolate glaze	Stain	Ebony glaze	Stain	Ebony glaze	
Hickory																	
Rustic Hickory																	
Oak																	
Quarter Sawn Oak																	
	Nutmeg		Chestnut		Mocha		Java	Driftwood			Tarragon		Slate				
	Stain	Chocolate glaze	Stain	Ebony glaze	Stain	Ebony glaze	Stain	Stain	Chocolate glaze	Ebony glaze	Stain	Chocolate glaze	Ebony glaze	Stain	Nickel glaze	Chocolate glaze	Ebony glaze
Hickory																	
Rustic Hickory																	
Oak																	
Quarter Sawn Oak																	
	Natural		Honey		Butterscotch		Oregano		Tarragon								
	Stain	Stain	Chocolate glaze	Stain	Chocolate glaze	Stain	Chocolate glaze	Stain	Chocolate glaze	Ebony glaze							
Maple																	
	Cappuccino		Chestnut		Mocha		Slate										
	Stain	Chocolate glaze	Stain	Ebony glaze	Stain	Ebony glaze	Stain	Nickel glaze	Chocolate glaze	Ebony glaze							
Maple																	

This icon indicates that the color can receive Old World Distressing shown on page 35.

Our complete collection of Tinted Varnish cabinet colors is shown below.



Our complete collection of Specialty cabinet colors is shown below.




Distressing shown

StarMark Cabinetry uses several techniques to add character and appeal to cabinetry. They are shown on these two pages. All of our distressing marks are added by hand. There is no machine and there is no robot that can successfully duplicate what the eyes and hands of an artisan achieve through personal handling of the cabinetry.



CHISELING

Chiseling is used to create Homestead.




DIPS

Dips are used to create Chateaux and Homestead and they are included in Old World Distressing.




ROUNDED CORNERS

Rounded Corners are used to create Amaretto, Chateaux and Homestead. They are included in Cottage Distressing and Old World Distressing.



RUB THROUGH

Rub Through is used to create Amaretto.



**SPECKLING,
DARK BROWN**

Speckling is used to create Chateaux.

Finishing Touch

MATTE TOP COAT

Matte Top Coat is a less reflective finish than our standard sheen. One way to describe Matte Top Coat is to use terms from the paint industry. A satin or flat option is comparable to Matte Top Coat, and semi-gloss is comparable to our standard sheen. Matte Top Coat is available on all stain-based finishes.

- Matte Top Coat on a stain is available on all wood types at an upcharge.
- Matte Top Coat on all stain with glaze combinations is free of charge.
- Matte Top Coat on all stain-based Specialty finishes is free of charge.



MATTE TOP COAT

Shown here on the Lehigh door style in Maple finished in Butterscotch with Chocolate glaze.



STANDARD TOP COAT

Shown here on the Lehigh door style in Maple finished in Butterscotch with Chocolate glaze.



KNIFE CUTS

Knife Cuts are used to create Chateaux and Homestead and they are included in Old World Distressing.




PADDING

Padding is used to create Chateaux.




RASPING

Rasping is used to create Chateaux and Homestead and it is included in Old World Distressing.



ABUNDANT WORM HOLES

Abundant Worm Holes are used to create Homestead.



WORM HOLES

Worm Holes are used to create Chateaux and are included in Old World Distressing.



WORN EDGES

Worn Edges are used to create Amaretto, Chateaux and Homestead. They are included in Cottage Distressing and Old World Distressing.

A Light Touch



SPATTERING

Spattering is a dark stain, hand applied randomly to the cabinetry.

- Spattering on stain with glaze combinations is free of charge.
- Spattering on an unglazed stain is available on all wood types at an upcharge.



LIGHT CHAIN DISTRESSING

Light Chain Distressing is used to create Amaretto, Chateaux and Homestead. It is included in Cottage Distressing and Old World Distressing.

- Light chain distressing on Tinted Varnish with glaze combinations is free of charge.

Light chain distressing is available at an upcharge on:

- all stains on any wood type
- all stain with glaze combinations on any wood type
- all Tinted Varnish on Maple, Oak or Quarter Sawn Oak



Clifton door style in Oak finished in Weathered Driftwood Ebony with Matte Top Coat

Weathered

The Weathered finishing technique opens up the soft grain of the wood, so you'll see more depth and more texture. The beauty of real Oak takes center stage! A protective topcoat completes the look. The finish is oven cured for durability.

Weathered is available on select Oak door styles finished in

- Any Stain or Stain with Glaze combination. See page 30.
- Any Tinted Varnish or Tinted Varnish with Glaze combination. See page 31.



Hanover door style in Oak finished in Weathered Snow Slate

Weathered Snow

The Weathered finishing technique opens up the soft grain of the wood, so you'll see more depth and more texture. The beauty of real Oak takes center stage! A protective topcoat completes the look. The finish is oven cured for durability.

Weathered Snow is available on select Oak door styles finished in

- Any Stain or Stain with Glaze combination. See page 30.
- Any Tinted Varnish or Tinted Varnish with Glaze combination. See page 31.



Hanover door style in Oak finished in White with Chocolate glaze and Cottage Distressing

Venice door style in Maple finished in Shale with Ebony glaze and Old World Distressing

Cottage Distressing

Cottage Distressing is a sweet, welcoming look created with rounded corners and worn edges. A third technique, light chain distressing, is optional. Glaze brings out the wood's unique texture, and a durable topcoat completes the process, protecting both the color and the marks. Cottage Distressing is available on:

- Any Stain with Glaze combination. See page 30.
- Any Tinted Varnish with Glaze combination. See page 31.

Old World Distressing

Old World Distressing blends your new cabinetry with today's popular distressed furniture pieces. Certain distressing techniques are randomly applied to the face of your cabinetry throughout the design. These techniques (shown on pages 32-33) are rounded corners, light chain distressing, worm holes, dips, rasping, knife cuts and worn edges.

StarMark Cabinetry's overlay door collection is shown on pages 36–42. To best illustrate the profiles, each door is shown in Maple finished in Natural.



BEDFORD TRADITIONAL OVERLAY

Available in these wood types:
A2 | C2 | H2 | M2 | O1 | ΔA2
Drawer header is slab
□/FR/B
Standard edge is **L**
Optional Edges **A/D/F/H/M/Z**



SALEM TRADITIONAL OVERLAY

Available in these wood types:
A2 | C2 | H1 | M2 | O1 | ΔA2
Drawer header is slab
R/□/FR/B
Standard edge is **F**
Optional Edges **A/D/H/L/M/Z**



TUDOR TRADITIONAL OVERLAY

Available in these wood types:
A5 | C6 | H3 | M6 | O2 | ΔA5 | ΔH3
Drawer header is slab
R/□/FR/B/PS
Standard edge is **F**
Optional Edges **A/D/H/L/M/Z**



THIS WETBAR was created with the Bedford door style in Cherry finished in Harvest. Standard slab drawer headers were used.

WOOD TYPES

- A** Alder
- C** Cherry
- H** Hickory
- M** Maple
- O** Oak
- Q** Quarter Sawn Oak
- Δ** Rustic
- W** Walnut

OPTIONS

- shown on pages 48–49*
- R** Regent Profile
 - Furniture Pegs
 - 5** Five-Piece Drawer Header
 - PR** Rolled Profiled Drawer Header
 - PS** Scooped Profiled Drawer Header

OPTIONAL EDGES

- shown on page 48*
- A** A Edge
 - D** Decorator Edge
 - F** F Edge
 - H** H Edge
 - L** L Edge
 - M** M Edge
 - Z** Z2 Edge

ARTISAN EFFECTS

- Cottage Distressing
shown on page 35
- Light Chain Distressing,
Matte Top Coat and Spattering
shown on pages 32–33
- Old World Distressing
shown on page 35
- Weathered
shown on page 34
- Weathered Snow
shown on page 34



TRADITIONAL OVERLAY
shows more of the cabinet face frame, shown here by the Tudor door style.



MODERN OVERLAY
shows less of the cabinet face frame, shown here by the Breckenridge door style.



ABILENE
Available in these wood types:
A6 | C6 | H5 | M6 | O5 | Q6 | ΔA6
Drawer header is slab
□/5
Standard edge is **L**
Optional Edges **A/D/F/H/M/Z**



ACCORD
Available in these wood types:
A6 | C7 | H6 | M7 | O4 | ΔA6 | ΔH6 | W7+25%
Drawer header is slab
R/□/5/**PR**
Standard edge is **Z**
Optional Edges **A/D/F/H/L/M**



AERO
Available in these wood types:
A6 | C6 | H3 | M6 | O2
Drawer header is slab
Standard edge is **A**
Optional Edges **D/F/H/L/M/Z**



ALTAMONTE
Available in these wood types:
A9 | C9 | M9 | ΔA9
Drawer header is five-piece
Standard edge is **UNIQUE**
Optional Edges not available



ANITA
Available in these wood types:
A4 | C4 | H3 | M4 | O3 | Q4 | ΔA4
Drawer header is slab
□/5
Standard edge is **L**
Optional Edges **A/D/F/H/M/Z**



ARLINGTON
Available in these wood types:
A9 | C9 | M9 | ΔA9
Drawer header is five-piece
PR
Standard edge is **UNIQUE**
Optional Edges not available



BELFONTE
Available in these wood types:
A10 | C10 | H9 | M10 | O9 | Q10 | ΔA10
Drawer header is slab
□/5
Standard edge is **L**
Optional Edges **A/D/F/H/M/Z**



BONITA
Available in these wood types:
A7 | C7 | H6 | M7 | O4 | ΔA7 | W7+25%
Drawer header is slab
□/5
Standard edge is **L**
Optional Edges **A/D/F/H/M/Z**



BRECKENRIDGE
Available in these wood types:
A6 | C7 | H6 | M7 | O4 | ΔA6 | ΔH6 | W7+25%
Drawer header is slab
R/□/5/**PS**
Standard edge is **F**
Optional Edges **A/D/H/L/M/Z**



BRIDGEPORT
Available in these wood types:
A5 | C2 | H2 | M2 | O1 | ΔA5 | W2+25%
Drawer header is slab
□/5
Standard edge is **L**
Optional Edges **A/D/F/H/M/Z**



CHESAPEAKE
Available in these wood types:
A5 | C5 | H4 | M5 | O3 | ΔA5
Drawer header is slab
R/□/5
Standard edge is **L**
Optional Edges **A/D/F/H/M/Z**



CLIFTON
Available in these wood types:
A7 | C7 | H6 | M7 | O5 | ΔA7
Drawer header is slab
R/□/5
Standard edge is **L**
Optional Edges **A/D/F/H/M/Z**

StarMark Cabinetry's overlay door collection is shown on pages 36–42.
To best illustrate the profiles, each door is shown in Maple finished in Natural.



CORALVILLE
Available in these wood types:
A8 | C8 | H6 | M8 | O6 | Q9 | ΔA8 |
W8+25%
Drawer header is slab
□/5
Standard edge is **L**
Optional Edges **A/D/F/H/M/Z**



COSMOPOLITAN
Available in these wood types:
A5 | C5 | H3 | M3 | O2 | Q7 | ΔA5 |
W5+25%
Drawer header is slab
□/5
Standard edge is **L**
Optional Edges **A/D/F/H/M/Z**



EDGEMORE
Available in these wood types:
A6 | C6 | H5 | M6 | O5 | Q6 | ΔA6
Drawer header is slab
□/5
Standard edge is **L**
Optional Edges **A/D/F/H/M/Z**



EDINBURGH
Available in these wood types:
A4 | C4 | H3 | M4 | O3 | Q4 | ΔA4
Drawer header is slab
□/5
Standard edge is **L**
Optional Edges **A/D/F/H/M/Z**



HARBOR
Available in these wood types:
A7 | C7 | H6 | M7 | O5 | ΔA7
Drawer header is slab
R/□/5
Standard edge is **Z**
Optional Edges **A/D/F/H/L/M**



HARRISON
Available in these wood types:
A7 | C7 | H6 | M7 | O4 | ΔA7 |
W7+25%
Drawer header is slab
□/5
Standard edge is **H**
Optional Edges **A/D/F/L/M/Z**



HUDSON
Available in these wood types:
A5 | C6 | H3 | M5 | O2 | ΔA5 |
W6+25%
Drawer header is slab
□/5
Standard edge is **H**
Optional Edges **A/D/F/L/M/Z**



HUNTINGFORD
Available in these wood types:
A9 | C9 | H8 | M9 | O7
Drawer header is slab
R/□/5/PR
Standard edge is **Z**
Optional Edges **A/D/F/H/L/M**



MEDINA
Available in these wood types:
A6 | C7 | H6 | M7 | O5 | ΔA6 |
W7+25%
Drawer header is slab
R/□/5
Standard edge is **Z**
Optional Edges **A/D/F/H/L/M**



MILAN
Available in these wood types:
A5 | C6 | H5 | M5 | O4 | ΔA5 |
W6+25%
Drawer header is slab
□/5
Standard edge is **L**
Optional Edges **A/D/F/H/M/Z**



MONROE
Available in these wood types:
A6 | C6 | H3 | M6 | O2
Drawer header is slab
Standard edge is **M**
Optional Edges **A/D/F/H/L/Z**



OAKLEY
Available in these wood types:
A7 | C7 | H6 | M6 | O4
Drawer header is slab
□/5
Standard edge is **L**
Optional Edges **A/D/F/H/M/Z**



FARMINGTON

Available in these wood types:
A5 | C6 | H4 | M5 | O3 | Q7 | ΔA5 |
W6+25%
Drawer header is slab
□/5
Standard edge is **L**
Optional Edges **A/D/F/H/M/Z**



FULLERTON

Available in these wood types:
A7 | C7 | H6 | M7 | O5 | ΔA7 | ΔH6 |
W7+25%
Drawer header is slab
□/5
Standard edge is **L**
Optional Edges **A/D/F/H/M/Z**



HAMPTON

Available in these wood types:
A8 | C9 | H7 | M8 | O5
Drawer header is slab
□/5
Standard edge is **H**
Optional Edges **A/D/F/L/M/Z**



HANOVER

Available in these wood types:
A6 | C7 | H6 | M7 | O4 | ΔA6 |
W7+25%
Drawer header is slab
□/5/PS
Standard edge is **H**
Optional Edges **A/D/F/L/M/Z**



LANCASTER

Available in these wood types:
A6 | C6 | H6 | M6 | O5 | ΔA6
Drawer header is slab
□/5
Standard edge is **L**
Optional Edges **A/D/F/H/M/Z**



LEHIGH

Available in these wood types:
A6 | C6 | H5 | M6 | O5 | ΔA6
Drawer header is slab
R/□/5/PR
Standard edge is **L**
Optional Edges **A/D/F/H/M/Z**



MANHATTAN

Available in these wood types:
A7 | C7 | H6 | M7 | O5 | ΔA7 |
W7+25%
Drawer header is slab
□/5
Standard edge is **L**
Optional Edges **A/D/F/H/M/Z**



MELBOURNE

Available in these wood types:
A6 | C7 | H6 | M7 | O5 | ΔA6 |
W7+25%
Drawer header is slab
R/□/5/PR
Standard edge is **Z**
Optional Edges **A/D/F/H/L/M**

WOOD TYPES

- A** Alder
- C** Cherry
- H** Hickory
- M** Maple
- O** Oak
- Q** Quarter Sawn Oak
- Δ** Rustic
- W** Walnut

OPTIONS

- shown on pages 48–49*
- R** Regent Profile
- Furniture Pegs
- 5** Five-Piece Drawer Header
- PR** Rolled Profiled Drawer Header
- PS** Scooped Profiled Drawer Header

OPTIONAL EDGES

- shown on page 48*
- A** A Edge
- D** Decorator Edge
- F** F Edge
- H** H Edge
- L** L Edge
- M** M Edge
- Z** Z2 Edge

ARTISAN EFFECTS

- Cottage Distressing
shown on page 35
- Light Chain Distressing,
Matte Top Coat and Spattering
shown on pages 32-33
- Old World Distressing
shown on page 35
- Weathered
shown on page 34
- Weathered Snow
shown on page 34

StarMark Cabinetry's overlay door collection is shown on pages 36–42.
To best illustrate the profiles, each door is shown in Maple finished in Natural.



ORIAN
Available in these wood types:
A10 | C10 | H9 | M9 | O8
Drawer header is slab
□/5
Standard edge is **L**
Optional Edges **A/D/F/H/M/Z**



OSPREY
Available in these wood types:
A10 | C10 | H9 | M10 | O9 | ΔA10
Drawer header is slab
□/5
Standard edge is **L**
Optional Edges **A/D/F/H/M/Z**



OVERLAND
Available in these wood types:
A8 | C8 | H6 | M8 | O6 | ΔA8
Drawer header is slab
□/5
Standard edge is **L**
Optional Edges **A/D/F/H/M/Z**



PRESCOTT
Available in these wood types:
C7 | H6 | M7
Drawer header is five-piece
PR
Standard edge is **UNIQUE**
Optional Edges not available



RIDGEVILLE
Available in these wood types:
A6 | C6 | H5 | M5 | O5 | ΔA6 |
W6+25%
Drawer header is slab
R/□/5/PR
Standard edge is **L**
Optional Edges **A/D/F/H/M/Z**



ROANOKE
Available in these wood types:
A6 | C6 | H5 | M5 | O5 | ΔA6 |
W6+25%
Drawer header is slab
R/□/5
Standard edge is **L**
Optional Edges **A/D/F/H/M/Z**



ROSEVILLE
Available in these wood types:
A3 | C3 | H2 | M2 | O2 | ΔA3 |
W3+25%
Drawer header is slab
R/□/5
Standard edge is **L**
Optional Edges **A/D/F/H/M/Z**



SYRACUSE
Available in these wood types:
A10 | C10 | M9 | ΔA10
Drawer header is five-piece
PR
Standard edge is **UNIQUE**
Optional Edges not available



TAMA
Shown above in Weathered Moon Bay
MDF only
2
Drawer header is slab
Standard edge is **L**
Optional Edges not available



TEMPO
Available in these wood types:
A6 | C6 | H3 | M6 | O2 | Q7 | W6+25%
Drawer header is slab
Standard edge is **L**
Optional Edges **D/F/H/Z**



TIPTON
Available in these wood types:
A7 | C7 | H6 | M7 | O5 | ΔA7
Drawer header is slab
R/□/5
Standard edge is **L**
Optional Edges **A/D/F/H/M/Z**



TUCSON
Available in these wood types:
A7 | C7 | H6 | M7 | O5 | ΔA7
Drawer header is slab
R/□/5/PR
Standard edge is **L**
Optional Edges **A/D/F/H/M/Z**



PRINCETON

Available in these wood types:
C7 | H6 | M6
Drawer header is five-piece
Standard edge is **UNIQUE**
Optional Edges not available



REMINGTON

Available in these wood types:
A10 | C10 | H9 | M10 | O9 | Q10 |
ΔA10
Drawer header is slab
□/5
Standard edge is **L**
Optional Edges **A/D/F/H/M/Z**



RENWICK

Available in these wood types:
A7 | C7 | H6 | M7 | O5 | ΔA7
Drawer header is slab
R/□/5
Standard edge is **L**
Optional Edges **A/D/F/H/M/Z**



RICHLAND

Available in these wood types:
A5 | C5 | H4 | M5 | O3 | ΔA5
Drawer header is slab
R/□/5
Standard edge is **L**
Optional Edges **A/D/F/H/M/Z**



STOCKTON

Available in these wood types:
A7 | C7 | H6 | M7 | O4 | ΔA7 |
W7+25%
Drawer header is slab
R/□/5
Standard edge is **F**
Optional Edges **A/D/H/L/M/Z**



STRATFORD

Available in these wood types:
A3 | C3 | H1 | M2 | O1 | ΔA3 |
W3+25%
Drawer header is slab
R/□/5
Standard edge is **F**
Optional Edges **A/D/H/L/M/Z**



TABOR

Available in these wood types:
C6 | M6
Drawer header is slab
Standard edge is **L**
Optional Edges not available



TAFT

Available in these wood types:
A5 | C5 | H4 | M5 | O3 | ΔA5
Drawer header is slab
R/□/5
Standard edge is **L**
Optional Edges **A/D/F/H/M/Z**

WOOD TYPES

- A** Alder
- C** Cherry
- H** Hickory
- M** Maple
- O** Oak
- Q** Quarter Sawn Oak
- Δ** Rustic
- W** Walnut

OPTIONS

- shown on pages 48–49*
- R** Regent Profile
 - Furniture Pegs
 - 5** Five-Piece Drawer Header
 - PR** Rolled Profiled Drawer Header
 - PS** Scooped Profiled Drawer Header

OPTIONAL EDGES

- shown on page 48*
- A** A Edge
 - D** Decorator Edge
 - F** F Edge
 - H** H Edge
 - L** L Edge
 - M** M Edge
 - Z** Z2 Edge

ARTISAN EFFECTS

- Cottage Distressing
shown on page 35
- Light Chain Distressing,
Matte Top Coat and Spattering
shown on pages 32–33
- Old World Distressing
shown on page 35
- Weathered
shown on page 34
- Weathered Snow
shown on page 34

StarMark Cabinetry's overlay door collection is shown on pages 36–42.
To best illustrate the profiles, each door is shown in Maple finished in Natural.



VAIL
Available in these wood types:
A10 | C10 | H9 | M10 | O9 | Q10 |
ΔA10
Drawer header is slab
□/5
Standard edge is **L**
Optional Edges **A/D/F/H/M/Z**



VALLIANT
Available in these wood types:
A7 | C7 | H6 | M7 | O6 | Q7 | ΔA7
Drawer header is five-piece
Standard edge is **L**
Optional Edges **F/H/M/Z**



VENTURA
Available in these wood types:
A10 | C10 | H8 | M10 | O8 | Q10 |
ΔA10
Drawer header is five-piece
Standard edge is **L**
Optional Edges **F/H/M/Z**



VIOLA
Available in these wood types:
A10 | C10 | M10 | ΔA10
Drawer header is five-piece
Standard edge is **UNIQUE**
Optional Edges not available



VENICE
Available in these wood types:
A10 | C10 | M10 | ΔA10
Drawer header is five-piece
PR
Standard edge is **UNIQUE**
Optional Edges not available



WATERFALL
Available in these wood types:
A7 | C7 | H6 | M7 | O6 | ΔA7
Drawer header is slab
□/5
Standard edge is **L**
Optional Edges **A/D/F/H/M/Z**



WAYNESVILLE
Available in these wood types:
A4 | C4 | H3 | M3 | O3 | ΔA4
Drawer header is slab
□/5
Standard edge is **L**
Optional Edges **A/D/F/H/M/Z**



WESTERLY
Available in these wood types:
A7 | C7 | H6 | M7 | O6 | ΔA7
Drawer header is slab
□/5/**PS**
Standard edge is **L**
Optional Edges **A/D/F/H/M/Z**



XAVIER
Available in these wood types:
A10 | C10 | H10 | M10 | O10 | ΔA10 |
ΔH10 | Q10
Drawer header is slab
□/5
Standard edge is **L**
Optional Edges **A/D/F/H/M/Z**

WOOD TYPES

- A** Alder
- C** Cherry
- H** Hickory
- M** Maple
- O** Oak
- Q** Quarter Sawn Oak
- Δ** Rustic
- W** Walnut

OPTIONS

- shown on pages 48–49*
- R** Regent Profile
 - Furniture Pegs
 - 5** Five-Piece Drawer Header
 - PR** Rolled Profiled Drawer Header
 - PS** Scooped Profiled Drawer Header

OPTIONAL EDGES

- shown on page 48*
- A** A Edge
 - D** Decorator Edge
 - F** F Edge
 - H** H Edge
 - L** L Edge
 - M** M Edge
 - Z** Z2 Edge

ARTISAN EFFECTS

- Cottage Distressing
shown on page 35
- Light Chain Distressing,
Matte Top Coat and Spattering
shown on pages 32–33
- Old World Distressing
shown on page 35
- Weathered
shown on page 34
- Weathered Snow
shown on page 34



THIS KITCHEN was created with the Cosmopolitan door style in Cherry finished in Slate with Ebony glaze. Standard slab drawer headers were used.



ALEXANDRIA
Available in these wood types:
A12 | ΔA12 | C12 | M11 | Q12
Drawer header is slab
□/5
Optional Edges not available
Shown above
Face Frame Flush Inset
Drawer Header Standard slab



ALLENTOWN
Available in these wood types:
A12 | ΔA12 | C12 | M11 | Q12
Drawer header is slab
PR/□/5
Optional Edges not available
Shown above
Face Frame Flush Inset
Drawer Header Standard slab



AMSDAHL
Available in these wood types:
A12 | ΔA12 | C12 | M11 | Q12
Drawer header is slab
□/5
Optional Edges not available
Shown above
Face Frame Flush Inset
Drawer Header Standard slab



ANNABELLA
Available in these wood types:
A11 | ΔA11 | C11 | M11 | Q12
Drawer header is slab
□/5
Optional Edges not available
Shown above
Face Frame Flush Inset
Drawer Header Standard slab



BALLINGER
Available in these wood types:
A12 | ΔA12 | C12 | M12 | Q12
Drawer header is slab
□/5
Optional Edges not available
Shown above
Face Frame Flush Inset
Drawer Header Standard slab



GILLETTE
Available in these wood types:
A11 | ΔA11 | C11 | M11 | Q11 | W12+25%
Drawer header is slab
□/5
Optional Edges not available
Shown above
Face Frame Flush Inset
Drawer Header Standard slab



KNOTTINGHAM
Available in these wood types:
A11 | ΔA11 | C11 | M11 | Q11 | W12+25%
Drawer header is slab
□/5
Optional Edges not available
Shown above
Face Frame Flush Inset
Drawer Header Standard slab



LAFAYETTE
Available in these wood types:
A11 | ΔA11 | C11 | M11 | Q11
Drawer header is slab
□/5
Optional Edges not available
Shown above
Face Frame Beaded Inset
Drawer Header Standard slab



LAFONTAINE
Available in these wood types:
A11 | ΔA11 | C11 | M11 | Q11 | W12+25%
Drawer header is slab
□/5
Optional Edges not available
Shown above
Face Frame Beaded Inset
Drawer Header Standard slab



LAFORREST
Available in these wood types:
A11 | ΔA11 | C11 | M11 | Q11 | W12+25%
Drawer header is slab
PR/□/5
Optional Edges not available
Shown above
Face Frame Beaded Inset
Drawer Header Standard slab

WOOD TYPES AND COLORS FOR INSET CABINETRY

A Alder

ΔA Rustic Alder

Antiquity shown on pages 16, 23

Homestead shown on pages 19, 29

Stains and glazes palette shown on page 30

C Cherry

Chateaux shown on pages 15, 27

Stains and glazes palette shown on page 30

M Maple

Amaretto shown on page 17

Stains and glazes palette shown on page 30

Tinted Varnish and glazes palette shown on page 31

Villa shown on pages 5, 17, 24, 28–29

Q Quarter Sawn Oak

Stains and glazes palette shown on page 30

Tinted Varnish and glazes palette shown on page 31

W Walnut

Stain palette shown on page 30

StarMark Cabinetry's inset door collection is shown on pages 44–46.
To best illustrate the profiles, each door is shown in Maple finished in Natural.

inset doors



CHARLOTTE
Available in these wood types:
A11 | ΔA11 | C11 | M11 | Q12 | W12+25%
Drawer header is slab
□/5
Optional Edges not available
Shown above
Face Frame Flush Inset
Drawer Header Standard slab



DANBURG
Available in these wood types:
A11 | ΔA11 | C11 | M11 | Q11 | W12+25%
Drawer header is slab
PS □/5
Optional Edges not available
Shown above
Face Frame Flush Inset
Drawer Header Standard slab



DEWITT
Available in these wood types:
A11 | ΔA11 | C11 | M11 | Q11 | W12+25%
Drawer header is slab
□/5
Optional Edges not available
Shown above
Face Frame Flush Inset
Drawer Header Standard slab



EVARO
Available in these wood types:
A11 | ΔA11 | C11 | M11 | Q12
Drawer header is slab
□/5
Optional Edges not available
Shown above
Face Frame Flush Inset
Drawer Header Standard slab



FAIRHAVEN
Available in these wood types:
A11 | ΔA11 | C11 | M11 | Q11 | W12+25%
Drawer header is slab
□/5
Optional Edges not available
Shown above
Face Frame Flush Inset
Drawer Header Standard slab



MACKAY
Available in these wood types:
A11 | ΔA11 | C11 | M11 | Q11 | W12+25%
Drawer header is slab
□/5
Optional Edges not available
Shown above
Face Frame Beaded Inset
Drawer Header Standard slab



MERRIMAC
Available in these wood types:
A11 | ΔA11 | C11 | M11 | Q11 | W12+25%
Drawer header is slab
PR □/5
Optional Edges not available
Shown above
Face Frame Beaded Inset
Drawer Header Standard slab



MONTICO
Available in these wood types:
A11 | ΔA11 | C11 | M11 | Q11 | W12+25%
Drawer header is slab
PR □/5
Optional Edges not available
Shown above
Face Frame Beaded Inset
Drawer Header Standard slab



ROCHEPORT
Available in these wood types:
A11 | ΔA11 | C11 | M11 | Q11 | W12+25%
Drawer header is slab
□/5
Optional Edges not available
Shown above
Face Frame Beaded Inset
Drawer Header Standard slab



ROCK ELM
Available in these wood types:
A11 | ΔA11 | C11 | M11 | Q11 | W12+25%
Drawer header is slab
PR □/5
Optional Edges not available
Shown above
Face Frame Beaded Inset
Drawer Header Standard slab

FOR MORE INFORMATION

Ask your dealer for StarMark Cabinetry's *Inset Cabinetry* brochure.

OPTIONS

- PR** Rolled Profiled Drawer Header *shown on page 47*
- PS** Scooped Profiled Drawer Header *shown on page 47*
- 5** Five-Piece Drawer Header *shown on page 47*
- Furniture Pegs *shown on page 47*

ARTISAN EFFECTS

Inset doors can be distressed.
Cottage Distressing *shown on page 35*
Light Chain Distressing *shown on page 33*
Matte Top Coat *shown on page 32*
Old World Distressing *shown on page 35*
Spattering *shown on page 33*


StarMark Cabinetry's inset door collection is shown on pages 44–46.
To best illustrate the profiles, each door is shown in Maple finished in Natural.



RUTLAND

Available in these wood types:
A12 | ΔA12 | C12 | M12 | Q12
Drawer header is slab
□/5
Optional Edges not available

Shown above
Face Frame Flush Inset
Drawer Header Standard slab



TERRA

Available in these wood types:
MDF11
Drawer header is slab
Optional Edges not available

Shown above
Terra door style in MDF finished in Creekstone
Face Frame Flush Inset
Drawer Header Standard slab



VICTOR

Available in these wood types:
A12 | ΔA12 | C12 | M12 | Q12
Drawer header is slab
□/5
Optional Edges not available

Shown above
Face Frame Flush Inset
Drawer Header Standard slab



WINTERHAVEN

Available in these wood types:
A11 | ΔA11 | C11 | M11 | Q11
Drawer header is slab
□/5
Optional Edges not available

Shown above
Face Frame Beaded Inset
Drawer Header Standard slab



XENON

Available in these wood types:
A12 | ΔA12 | C12 | M12 | Q12
Drawer header is slab
□/5
Optional Edges not available

Shown above
Face Frame Flush Inset
Drawer Header Standard slab




THIS KITCHEN was created with the Alexandria inset door style in Cherry finished in Brittany and in Maple finished in Macadamia. Standard slab drawer headers were used.

INSET FINIAL HINGES



Black



Pewter

Concealed hinges with soft close are also available.



Matte Nickel



Dark Oil Rubbed Bronze



Copper Bronze

INSET DRAWER HEADER OPTIONS



FIVE-PIECE DRAWER HEADER
Available on all inset door styles.



ROLLED



ROLLED PROFILED DRAWER HEADER
Available on the Allentown, Laforest, Montico and Rock Elm inset door styles.



SCOOPED PROFILED DRAWER HEADER
Available on the Danburg, Merrimac and Woodlawn inset door styles.



SCOOPED

WOOD TYPES AND COLORS FOR INSET CABINETRY

- A Alder
- △A Rustic Alder
Antiquity shown on pages 16, 23
Homestead shown on pages 19, 29
Stains and glazes palette shown on page 30
- C Cherry
Chateaux shown on pages 15, 27
Stains and glazes palette shown on page 30
- M Maple
Amaretto shown on page 17
Stains and glazes palette shown on page 30
Tinted Varnish and glazes palette shown on page 31
Villa shown on pages 5, 17, 24, 28–29
- Q Quarter Sawn Oak
Stains and glazes palette shown on page 30
Tinted Varnish and glazes palette shown on page 31
- W Walnut
Stain palette shown on page 30


OPTIONS

- PR Rolled Profiled Drawer Header shown below
- PS Scooped Profiled Drawer Header shown below
- 5 Five-Piece Drawer Header shown below
- Furniture Pegs shown on page 48

ARTISAN EFFECTS

- Inset doors can be distressed.
- Cottage Distressing shown on page 35
 - Light Chain Distressing shown on page 33
 - Matte Top Coat shown on page 32
 - Old World Distressing shown on page 35
 - Spattering shown on page 33

INSET FACE FRAME OPTIONS



BEADED INSET FACE FRAME
Openings of face frame feature a bead.



FLUSH INSET FACE FRAME
Openings of face frame are square.

EDGE PROFILES

Many door styles can receive a variety of edges. Maybe you've found a door that you love, and you want to tweak it a bit. One place to start is the outside edges of a door. Here we've shown what is meant by the outside edges of a door, and how each edge looks.

Look for a listing of optional edges under doors pictured on pages 36–42.

A

DECORATOR EDGE

F

H

L

M

Z2

DRAWER EDGE

DOOR EDGE



Hudson door style with single furniture pegs



Hudson door style with double furniture pegs

FURNITURE PEGS

This option gives rustic character to doors and drawers. A $\frac{3}{16}$ " square wooden peg is driven into a $\frac{3}{8}$ " diameter drill hole. The gaps between the peg and the hole are visible and are not filled. Single and double pegs (shown above) are available.

Look for this symbol  under doors pictured on pages 36–42, 44–46.



Hudson door style without furniture pegs

REGENT PROFILE

The Regent Profile has three graduated steps ascending to the center of the drawer header front, adding dimension and detailing for minimal cost.

Look for this symbol R under doors pictured on pages 36–42.



FIVE-PIECE DRAWER HEADER

A five-piece drawer header is standard on select door styles. A door's standard drawer header is listed under each door on pages 36–42 and 44–46. Look for the words "Drawer header is five-piece."

A five-piece drawer header is also an option on many door styles. Those door styles are shown here.

Look for this symbol "5" under doors pictured on pages 36–42 and 44–46.

PROFILED DRAWER HEADER

Select doors can receive a Profiled drawer header. Compared to a standard slab drawer header, a drawer header with a Scooped Profiled edge or a Rolled Profiled edge has a more distinct and decorative look.

Depending on which profile best complements the door style, the profile we add will be "Scooped" or "Rolled".

Look for the symbol PS or PR under doors pictured on pages 36–42.



DECORATIVE STORAGE FOR DRAWERS


Shown above with clear glass.

Inserts are shown on page 51.




THIS CABINET was created with the Hanover door style in Maple finished in Oregono with Chocolate Glaze. Optional five piece drawer headers and decorative storage drawers were used.


personalize your room
door options




BOW



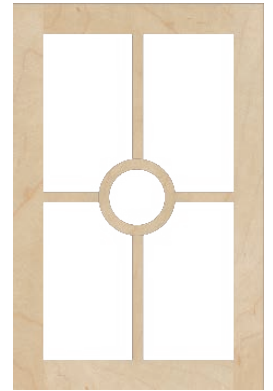
ELLIPSE




MISSION II




FOUR LITE MULLION




PORTAL II




RADIUS



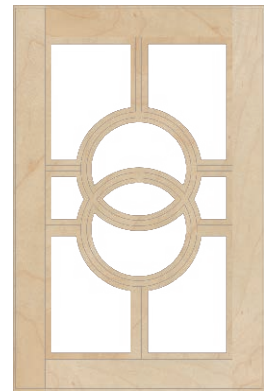
PRAIRIE MULLION




MISSION III



SIX LITE MULLION



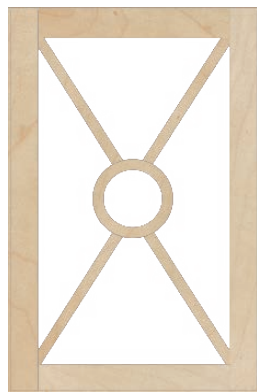
VENNICIA




HEIRLOOM




GOTHIC



PENDENT



DIAMOND



insert for
SINGLE PANEL DOOR



**OIL RUBBED BRONZE
 FRAME DOOR WITH SATIN
 GLASS INSERT**



**ALUMINUM FRAME DOOR
 WITH SATIN GLASS INSERT**



THORNTON ACCENT DOOR



CROSSING




insert for
**TWIN PANEL DOORS
 Lancaster**

options for every style

drawer & door inserts

LEADED GLASS INSERTS



Radius*

Mullion*



Classic*

Heirloom*

* Leaded glass is available only as shown. Patterns are shown with lead caming. Brass caming is available on some patterns.




Lattice*

Unity*

Prairie*

PATTERNED GLASS INSERTS



Artique

Baroque

Koko Seedy

1/8 Reeded




1/2 Reeded

Water

Glue Chip

Cotswold

FAUX LOOK INSERTS



Carbon

Leather

Planked

RESIN INSERTS



Bear Grass

Fossil Leaves

Linea Ivory




Quattro Carbon

Thatch

Wisp Silver

TEMPERED GLASS INSERTS BASIC GLASS INSERTS



Clear

Listral D

Satin



Clear Bevel

Clear

Alder is a softer wood with a fine straight grain and even texture. Color is light brown with yellow or reddish tinge, with little difference between heartwood and sapwood. Alder does not evolve in color or darken when exposed to light or heat as other woods do, and takes stains and finishes well. More than some of the other woods, care must be taken to avoid damage due to its softer nature. Some small tight knots can be found with standard Alder.

Cherry displays a distinctive grain pattern and warm color. The color ranges from nearly white to dark reddish brown. Dark pockets, pin knots, and random streaks are common. More than most woods, Cherry will darken when exposed to light, especially in light stains. The more sun Cherry receives, the faster it will darken. This will be most evident in new wood and will slow as it ages.

Hickory is a heavy, strong wood. It is known for flowing, vibrant grain patterns and dramatic color variations. Hickory can also exhibit random pecks, burls, and mineral streaks. Hickory's color ranges across a wide spectrum, from nearly white to dark brown.

Rustic Alder and Rustic Hickory refers to the Rustic versions of these wood types. It is characterized by knots, burls and mineral streaks found on center panels, stiles and rails of the door, and on the drawer headers, which could impact hardware placement. Knots will be sound and will be closed, but certain angles could show light through the knots. Glazing rustic wood types will enhance these unique characteristics.

△ THIS SYMBOL IS SHOWN UNDER DOORS ON PAGES 36-42 AND 44-46 TO INDICATE THEY ARE AVAILABLE IN RUSTIC.

Maple is a versatile hardwood with a fine, smooth grain. It varies in color from nearly white to a slightly reddish brown. Mineral or sugar streaks occur naturally in Maple and can vary from piece to piece. Variations will be more noticeable in lighter stains.

Oak is a strong wood with a long linear grain, often displaying tiny rays. You may notice small pinholes and tight knots. Color will range from golden blonde to deeper reddish tones. This cut of Oak is known as flat sawn.

Quarter Sawn Oak is milled at an angle of 60 to 90 degrees from the grain, allowing rays and flecks to become visible, giving the wood a unique, often vintage, character and dimension.

Walnut is a strong, stable American hardwood known for wide color variation. It ranges in color from creamy white to a medium purplish brown. Walnut cabinetry will have both flowing grain and straight grain. This combination is a treasured characteristic of Walnut, and is showcased when Walnut is finished in Natural. However, Walnut takes all available stains well. Walnut is a favorite choice for furniture and furniture grade cabinetry, such as StarMark Cabinetry.



standard
ALDER

Shown here in Natural.

wood types



rustic
ALDER

Shown here in Natural.



CHERRY

Shown here in Natural.



standard
HICKORY

Shown here in Natural.



rustic
HICKORY

Shown here in Natural.



MAPLE

Shown here in Natural.



OAK

Shown here in Natural.



QUARTER SAWN OAK

Shown here in Natural.



WALNUT

Shown here in Natural.

it's perfect!

custom colors

We can create cabinetry that matches any paint swatch. Bring the swatch to your StarMark Cabinetry dealer—that's all it takes to start your custom Tinted Varnish project.

If your heart's desire is a color you spied in a magazine or in a fabric, or you have furniture you want to match or complement, talk to your StarMark Cabinetry dealer about preparing a sample of wood that will guide us in creating a stain for your cabinetry.

A custom stain takes more legwork (from both you and us) than a custom paint, but we'll put our heart into it. With good direction from you and our experience creating custom stains, the legwork will result in a beautiful finish you'll be proud to have in your home. Talk to your StarMark Cabinetry dealer about the additional costs and delivery times for a custom color.

SHOWN HERE

Bedford door style in Maple finished in custom Indigo Batik

SHOWN BELOW, LEFT TO RIGHT

- Breckenridge door style in Maple finished in custom McCormick Blue Nickel with Old World Distressing
- Lancaster door style in Maple finished in custom Recycled Glass
- Breckenridge door style in Maple finished in custom Rustic Red Bronze with Old World Distressing



exactly
what you want



STARMARK CABINETRY IS ENVIRONMENTALLY RESPONSIBLE.

StarMark Cabinetry is a certified brand in the Kitchen Cabinet Manufacturers Association (KCMA) Environmental Stewardship Program. The program recognizes companies that demonstrate an ongoing commitment to sustainability including the use of environmentally responsible materials in cabinet products and minimized environmental impacts realized through recycling wastes and using low emission coatings. By achieving this certification, StarMark Cabinetry is going beyond minimum requirements and demonstrates leadership in growing a sustainable company.

StarMark Cabinetry is CARB II compliant and ESP certified. Kitchen Cabinet Manufacturers Association Environmental Stewardship Program. All products impact the environment. For ESP program criteria, visit kcma.org.

OVERLAY AND INSET DOOR STYLES



Overlay cabinetry has doors that “lay over” the top of the cabinet’s face frame. There are two styles of overlay doors: Modern and Traditional. A Modern door style shows less of the cabinet’s face frame than a Traditional door style. A Traditional door style shows the most of the cabinet’s face frame. See images on page 36.

Inset cabinetry has doors that are precisely “set into” the cabinet’s face frame. We manufacture inset cabinetry with tight reveals and take great care to create square, true cabinets. When adding inset cabinetry to your home, consider:

1. Quality installation is a must. If cabinets are not installed properly, doors may appear warped even though they are not. Every homeowner should expect their walls and floors to have variations; a well-qualified installer can properly shim inset cabinetry so it does not become out of square.
2. Homeowners should be prepared to adjust their doors seasonally as temperatures change.
3. Wall, wall base and utility wall inset cabinets are 12” deep. The standard inside storage dimension is 10 $\frac{3}{4}$ ”. Unless the cabinet is modified to a greater depth, the cabinet will not accommodate oversized plates or dinnerware.



WARRANTY

StarMark Cabinetry’s construction, materials and all finishes are covered by a Limited Lifetime Warranty.



colors & distressing

ARTISAN EFFECTS

Use this chart to review the characteristics that are included in the distressing package that you selected.	Cottage with light chain distressing		
	Cottage without light chain distressing	Old World Distressing	
Brush stroke (as seen in Villa)			
Chiseling (as seen in Homestead)			
Dips			•
Knife cuts			•
Light chain distressing	•		•
Padding (as seen in Chateaux)			•
Rasping			•
Rounded corners	•	•	•
Rub through on flat surfaces			
Spattering			
Speckling (with dark brown, as seen in Chateaux)			
Wire brushing (as seen in Weathered)			
Worm holes			•
Worn edges on center panel	•	•	•

CUSTOM COLORS

Talk to your StarMark Cabinetry dealer about the additional costs and delivery times for a custom color.

Use this chart to review the characteristics you can add to your custom color.	CUSTOM COLORS			
	Custom Stain	Custom Stain with Glaze	Custom Tinted Varnish	Custom Tinted Varnish with Glaze
Artisan Effects				
Cottage with light chain distressing	•	•	•	•
Cottage without light chain distressing	•	•	•	•
Old World Distressing	•	•	•	•
Distressing techniques				
Brush stroke (as seen in Villa)			•	•
Chiseling (as seen in Homestead)	•	•	•	•
Dips	•	•	•	•
Knife cuts	•	•	•	•
Light chain distressing	•	•	•	•
Padding (as seen in Chateaux)	•	•	•	•
Rasping	•	•	•	•
Rounded corners	•	•	•	•
Rub through on flat surfaces	•	•	•	•
Spattering	•	•	•	•
Speckling (with dark brown, as seen in Chateaux)	•	•	•	•
Wire brushing (as seen in Weathered)	•	•	•	•
Worm Holes	•	•	•	•
Worn edges on center panel	•	•	•	•

SPECIALTY COLORS

Use this chart to review the characteristics that are included with the color you selected.	SPECIALTY COLORS					
	Amaretto	Antiquity	Chateaux	Homestead	Villa	Weathered
Brush stroke					•	
Chiseling				•		
Dips			•	•		
Knife cuts			•	•		
Light chain distressing	•		•	•		
Padding			•			
Rasping			•	•		
Rounded corners	•		•	•		
Rub through on flat surfaces	•					
Spattering						
Speckling			•			
Wire brushing						•
Worm holes			•			
Abundant Worm holes				•		
Worn edges on center panel	•		•	•		

Specialty Colors have characteristics that cannot be captured on a color chip, so color chips are not available in Amaretto, Antiquity, Chateaux, Homestead, Villa and Weathered. Request a door sample to view these unique, beautiful colors.

Specialty Colors are cabinetry finishes that take your room to a whole new level. Artistic effects are added to popular colors to add character and in some cases, a vintage feel.



STAIN

A stain is a basic yet substantial finish that adds color to wood while revealing the beauty of the grain. The wood type affects the color of the stain, so the same stain will look different on each wood type. In some cases, the difference is dramatic. For the richest, most consistent color coverage, we apply the stain and then hand rub it into the wood. There are no machine shortcuts: elbow grease is the only way to coax the luster from stained wood.

TINTED VARNISH

The best way to describe Tinted Varnish is to say it gives cabinetry a paint-like finish. However, our Tinted Varnish is much more durable than paint. Throughout the country, this type of finish is also called "enamel" or "opaque". Tinted Varnish is available on Maple, Oak and Quarter Sawn Oak cabinetry, and each wood yields a different look. The grain of Maple wood is concealed by Tinted Varnish and the grain of Oak and Quarter Sawn Oak shows through Tinted Varnish. Please note, when Tinted Varnish-based cabinet colors are specified, veneered center panels in doors are replaced with HDO material, and solid 3/8" reverse flat panels and solid 5/8" raised panels in doors are replaced with 100% MDF. These materials assure the best possible finish.

GLAZE

StarMark Cabinetry has four glaze colors: Chocolate, Ebony, Latté and Nickel. Glazes are available to layer over both stains and Tinted Varnishes. We apply the glaze by hand and then wipe it off by hand. When our craftsman wipes off the glaze, he or she can best use the glaze to define the details in that particular kitchen. The profiles on a door and drawer, and other details on cabinetry, such as corbels, rosettes or shells, are stunning when glazed. We glaze every part of your cabinetry by hand—doors, drawers, moulding and panels.

OPTIONS FOR STANDARD PALETTE COLORS

The standard palettes for Stain and Tinted Varnish are shown on pages 30–31.

Is your color a Stain?

- Do you want to add light chain distressing?
- Do you want to add matte top coat?
- Do you want to add spattering?

Is your color a Stain with Glaze?

- Do you want to add light chain distressing?
- Do you want to add matte top coat?
- Do you want to add spattering?

Is your color a Stain with Glaze and Cottage Distressing?

- Do you want to add light chain distressing?
- Do you want to add matte top coat?
- Do you want to add spattering?

Is your color a Tinted Varnish?

- Do you want to add light chain distressing?

Is your color a Tinted Varnish with Glaze?

- Do you want to add light chain distressing?

Is your color a Tinted Varnish with Glaze and Cottage Distressing?

- Do you want to add light chain distressing?

STARMARK® CABINETS

600 East 48th Street North • Sioux Falls, SD 57104
www.starmarkcabinetry.com

This brochure is item #1335 and is called the
"Doors and Finishes" brochure
© 2022 StarMark Cabinetry



www.facebook.com/starmarkcabinetry
www.pinterest.com/starmarkcabinetry/
www.youtube.com/user/starmarkcabinetry
www.houzz.com/pro/starmarkcabinetry/starmark-cabinetry
www.instagram.com/starmarkcabinetry/
Send questions to inquiresm@starmarkcabinetry.com



American Craftsmanship

Manufactured in Sioux Falls, South Dakota
from domestic and global components.



StarMark Cabinetry is CARB II compliant and ESP certified.

Kitchen Cabinet Manufacturers Association
Environmental Stewardship Program

All products impact the environment.
For ESP program criteria, visit kcm.org.



This brochure was printed in July 2022.

Accuracy of all reprinted color is subject to printing limitations. Please bear in mind that variation is inherent in wood, and actual finishes may differ substantially from what you see here.

In keeping with our practice of continuous product improvement, StarMark Cabinetry may adjust specifications in design and materials as conditions require. Some components may utilize differing materials to ensure a high-quality product in all applications.

DESIGN CREDITS

PAGE 5 These bath cabinets were designed by Brooke Langdon, a designer on staff at Today's StarMark Custom Cabinetry, a StarMark Cabinetry dealer in Sioux Falls, South Dakota.

SHOWN HERE AND ON THE FRONT COVER
THIS KITCHEN was created with the Tabor
door style in Cherry finished in Cappuccino