







# ABOUT US

Covered Bridge Cabinetry has over 30 years of experience in cabinet manufacturing, with a dedicated team of design professionals, artisans, and wood crafting experts. We pride ourselves in constructing high quality and stylish custom cabinetry, to build strong and beautiful kitchens that last a lifetime.

Our state-of-the-art manufacturing facility allows us to create cabinetry that is entirely custom, built to your unique style and needs. By using the finest North American hardwoods for all of our door and drawer fronts, we're able to ensure that your cabinetry is the best it can be.



Photos Courtesy of HGTV Canada



# *Endless Possibilities*

8 WOOD SPECIES

4 GLAZE OPTIONS

4 WOOD GRADES

3 SHEEN OPTIONS

25 DOOR STYLES

4 STILE & RAIL WIDTHS

22 ENAMEL FINISHES

8 EDGE PROFILES

15 STAIN FINISHES

3 CONSTRUCTION OPTIONS

9 PREMIUM FINISHES





# WOOD SPECIES



## ALDER

A medium density hardwood with a fine, moderate grain pattern. Pin knots and pin knot clusters are common in this species.



## CHERRY

An elegant, multi-colored hardwood, which may contain small knots, pinholes and pitch pockets. Natural or light stains accent these color variations making a distinctive statement in a full kitchen.



## WALNUT

An elegant, multi-colored hardwood, which may contain small knots and pinholes which natural or light stains accent.



## MAPLE

A strong, close-grained wood that is predominantly off-white in color and occasionally contains light tan or small dark mineral streaks.



## POPLAR

A medium density hardwood with a fine, moderate grain pattern, Sapwood color is a white, creamy yellow to green.



## RED OAK

A strong, open-grained wood that has a range in color of white, yellow and pink. Pin knots are common in this species.



## HICKORY

A strong, open-grained wood that has a range in color of white, yellow and brown. Pin knots are found in this species.



## WHITE OAK

A strong, open-grained wood that has a range in color of whitish brown to grayish brown. Pin knots can be common in this species.



# WOOD GRADES



## PAINT

Paint or budget wood grade allows for many variations in the wood. This is the perfect choice for an enamel finish or for dramatic color variations with natural or light stains.



## RUSTIC

Rustic wood grade allows for an abundance of character exemplified by dramatic color variation and textural interest. Mineral, heartwood, and knots are common in this grade.



## NATURAL

Natural wood grade is great for staining and painting. With its high quality, no matter which finish you choose, your cabinets will look beautiful. Minor imperfections inherent to natural wood may be present.



## SELECT

Select is the highest quality of wood that we offer. It's popular for having the least number of imperfections, with carefully selected, color matched staves, it's highly recommended for natural finishes.

# DOOR STYLES


Covered Bridge Cabinetry door styles are available in any of our eight North American hardwood species. Many can be customized even further by changing the stile & rail width and the edge profile.

25

DOOR  
STYLES TO  
CHOOSE  
FROM



BRADFORD



COLORADO




DAVIDSON



DEERFIELD




DELAWARE



FARMINGTON




JEFFERSON



NOBLE



RARITAN



SACRAMENTO




SENECA



THOMPSON



GALLATIN



GLENWOOD



HANOVER



HOLSTON




HUDSON



JACKSON



WILLIAMSON



KENNEBEC




MADISON



MADISON ARCH



MARQUETTE



MISSOURI



NESHANIC

# ENAMELS

Covered Bridge Cabinetry offers a selection of premium enamel finishes. Each color is carefully chosen by our design team based upon current and upcoming design trends.

FRESH SNOW

SALTED CARAMEL

BASIL

DEEP SEA

FOG

LAUREL

RIVER

EMERALD

SUGAR

DREAM

CAVERN

EMBER

CAMEO

CASHMERE

STONEHEDGE

BORDEAUX

BUTTERCREAM

DRIFTWOOD

GRAPHITE

ONYX

PRIMROSE

CAFE

CUSTOM COLOR















# CUSTOM COLORS

Covered Bridge Cabinetry offers color matching using X-Rite Color Management technology to create the perfect custom color you've been searching for. Create a one-of-a-kind color palette for your enamel kitchen cabinets. Simply submit a color sample from any paint manufacturer to your dealer, and we will provide you with a sample door for your approval.

# STAINS


Covered Bridge Cabinetry offers a selection of premium stain finishes. Each color is carefully chosen by our team of designers based upon current and upcoming design trends.





# PREMIUM FINISHES

Take your cabinetry a step beyond ordinary with a hand applied premium finish. Each Covered Bridge premium finish will accentuate the intricate craftsmanship, enhance the natural qualities of your selected wood species and further refine which details of your cabinetry come to the forefront of your design. Four glaze colors available.





COTTON

NICKEL

## GLAZE COLORS

Covered Bridge Cabinetry offers four glaze color options. Each color is carefully selected to enhance each enamel and stain. Choose one of these premium glaze options for your highlight, brush, or glaze premium finish.

CAPPUCCINO


JET

## SHEEN

Our three standard options for sheen help to maximize the beauty of your cabinetry, choose 10°, 20°, and 30°.







## STILE & RAIL

You can change the stile & rail width of our door styles to embrace your own style. Choose a smaller width for a classic look or a larger width for a bold statement.




## EDGE PROFILE

To make your cabinetry one of a kind, we offer eight different edge profiles, to allow you to create a truly custom look for your home.\*

\*Due to the unique design of the following doors, Davidson, Deerfield, Delaware, Hanover, and Marquette, there are no outside edge profiles available for these door styles.

# TRULY CUSTOM CABINETS

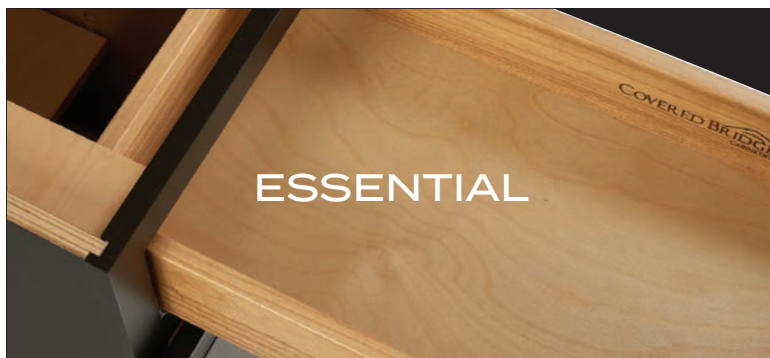
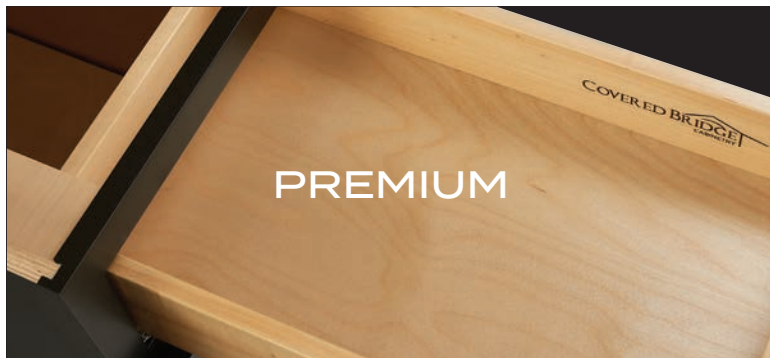
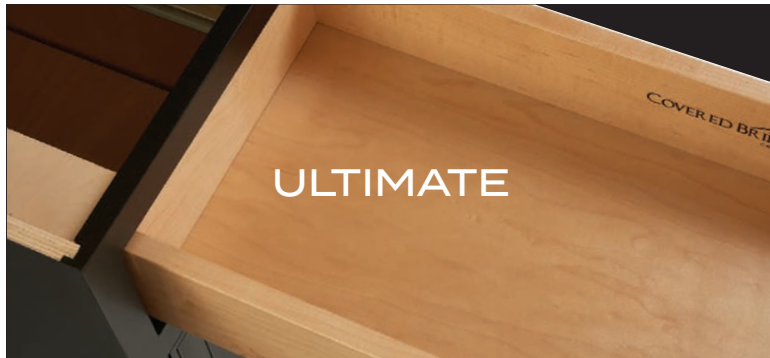
If You Can Dream It, We Can Make It





# CONSTRUCTION

At Covered Bridge Cabinetry, we offer three different construction options so that you can choose one that best suits your needs.



ULTIMATE	PREMIUM	ESSENTIAL	
✓	✓	✓	3/4" PLYWOOD ENDS
✓	✓		ALL PLYWOOD CONSTRUCTION
✓	✓		BLUM® SOFT CLOSE HINGE
✓			BLUM® TANDEM +BLUMOTION FULL EXTENSION
	✓	✓	BLUM® TANDEM +BLUMOTION 7/8" EXTENSION
✓			3/4" DOVETAIL DRAWER BOX
	✓	✓	5/8" DOVETAIL DRAWER BOX
✓			13" DEEP WALL CABINET
	✓	✓	12" DEEP WALL CABINET
✓	✓	✓	3/4" PLYWOOD SHELVES
✓	✓	WALL CAB ONLY	FULL DEPTH SHELVES
		✓	HALF DEPTH SHELVES
✓	✓	✓	I-BEAM CONSTRUCTION





**COVERED BRIDGE**  
CABINETRY™  
CoveredBridgeCabinetry.com

Please Note: Our product photography has been reproduced as accurately as printing technologies permit. To ensure the highest satisfaction possible, we strongly recommend you view an actual sample for best color, wood grain and finish representation.

CB-24BROCHURE

© 2022 FGI Industries, Inc.